



# HOW TO ACE YOUR TURNOUT INSPECTION AND WOW THE JUDGES

Presented by Yvette Seger and Leanne Barnett,  
CHMJs Extraordinaire  
USPC Annual Meeting 2011  
Powerpoint by Melissa Dabadie



“...I shall endeavor to maintain the best tradition of the ancient and noble skill of horsemanship...”

—excerpt from the USPC Pledge





# WHAT IS THE PURPOSE OF THE TURNOUT?

- This serves as a safety check for the first ride of the rally.
  - Helmet is required to fit correctly at all rating levels
- It is a chance for you to have someone recognize how hard you have worked and how wonderful you are.
  - You have a chance to be judged on all of the little things that you do for your horse, equipment, and yourself
  - Other competitions don't have a format for this





# STANDARDS OF PROFICIENCY

- Riders must meet the requirements for their own rating level, as well as all lower level requirements.
- Some language on the score sheets might seem vague, but may be more clear when looking at it alongside the SOP for a specific rating level.





# SCORING- GENERAL

- ES (Exceeds Standard)
- MS (Meets Standard)
- SBS (Slightly Below Standard)
- FBS (Far Below Standard)
  
- Point ranges are given for variations in severity and number of problem areas within a single description





# SCORING- LATE PENALTIES

- 5 points plus 1 point for each minute late, up to 40 points total.
  - 1 minute late = 6 points!
- The biggest point discrepancies among turnout score sheets are almost always because of lateness penalties.

○ **BE ON TIME!**





# TURNOUT INSPECTION SCORE SHEETS

- Score sheets are divided into three sections:
  - RIDER
  - MOUNT
  - TACK
- Each rating level has their own section on the score sheet
- The wording on score sheets is often identical for a range of rating levels
- What changes in each level may be found in the Standards of Proficiency






# D1 LEVEL TURNOUT- RIDER

## Turnout Score Sheet

- Pony Club pin/ pinnie/ number/Arm Band (2)
- No inappropriate jewelry (0-2)
- Safe, neat & clean attire (0-5)
- Appropriate attire (0-1)

## Standards of Proficiency

- Rider in safe and neat attire
  - Collared shirt with long or short sleeves
  - Long pants with shirt tucked in
  - Short or tall riding boots or shoes that cover the ankle and have a boot heel
  - Pony Club pin
  - ASTM/SEI approved helmet
  - Long hair neatly up or back
  - Half-chaps, gloves, show coat and belt optional
  - No inappropriate jewelry.
- 



# D2 LEVEL TURNOUT- RIDER

## Turnout Score Sheet

(same as D1)

- Pony Club pin/ pinnie/ number/Arm Band (2)
- No inappropriate jewelry (0-2)
- Safe, neat & clean attire (0-5)
- Appropriate attire (0-1)

## Standards of Proficiency

- D1 says, “long pants”

D2

- Breeches, jodhpurs or riding tights





# D3 LEVEL TURNOUT- RIDER


## Turnout Score Sheet

(same as D1)

- Pony Club pin/ pinnie/ number/Arm Band (2)
- No inappropriate jewelry (0-2)
- Safe, neat & clean attire (0-5)
- Appropriate attire (0-1)

## Standards of Proficiency

D3 (difference from D1/D2)

- Clean attire
  - Collared shirt (polo, turtleneck, dress shirt or ratcatcher) with long or short sleeves
  - Belt (if belt loops)
  - Tall boots or paddock boots with or without half chaps
  - Gloves, neckwear and show coat optional
- 



# WHAT CAN A D WEAR?

Can a D wear:

- Purple suede half-chaps?
  - A yellow helmet?
  - A yellow helmet with a black cover?
  - A hunt coat?
  - Cowboy boots?
  - A t-shirt?
  - Formal attire?
- 
- Keep in mind that Ds should be looking to their higher-rated role models and realize that attire standards will change.





# C1 TURNOUT-RIDER

## Turnout Score Sheet

(same as D1 except the following):

- Clean boots (0-2)



## Standards of Proficiency

- Boots to be clean (no dirt), polish not necessary
- Attire to be correctly formal or informal





# CORRECT INFORMAL ATTIRE

- HELMET: Black or conservative color, can have cover
- JACKET: Any color/ pattern but solid black
- SHIRT: Collar, any color
  - Ratcatcher, Dress shirt, Turtleneck (neckwear not needed for latter)
- NECKWEAR: Any color stock or choker, pin optional





## CORRECT INFORMAL ATTIRE (CONT)


- PANTS: Breeches or jods in conservative color
  - Hot pink is not conservative
- BOOTS: Black or brown tall or paddock w/ or w/o matching half chaps
  - Smooth leather
- BELT: Must have if belt loops
- GLOVES: Optional, must be black, brown, white





## CORRECT FORMAL ATTIRE

- HELMET: Black or black cover
- JACKET: Solid color black, navy, gray, hunt
- SHIRT: White riding shirt
- NECKWEAR: White/ Off-white stock with pin





## CORRECT FORMAL ATTIRE (CONT)

- PANTS: Breeches in white, canary, tan, buff
- BOOTS: Black tall or paddock w/ matching half chaps
- BELT: Must have if belt loops
- GLOVES: Optional, must be black, brown, white









# C2, C+, HB TURNOUT- RIDER

## Turnout Score Sheet

(same as D1 except the following):

- Boots polished, in good repair (0-2)
- Spurs (if used) polished; put on properly (1)

## Interpretation

- Boots should be polished, with or without attention to cracks and soles





# C3, B, H, HA, A TURNOUT- RIDER

## Turnout Score Sheet

(same wording as C2, C+, HB)

- Pony Club pin/ pinnie/ number/ Arm Band (2)
- No inappropriate jewelry (2)
- Safe, neat & clean attire (0-2)
- Appropriate attire (0-1)
- Boots polished, in good repair (0-2)
- Spurs (if used) polished; put on properly (1)

## Interpretation

C3

- Boots must be polished, with attention to cracks and area between boot and sole

B, H, HA, A

- No dirt or loose hair on clothing
- Boots polished and glossy and spotless bottom of soles





# D-LEVEL TURNOUT- MOUNT

## Turnout Score Sheet

D1

- Neatly brushed (0-6)
- No shavings, burrs, etc. in mane or tail (0-5)
- Feet well-trimmed and/or shod (0-2)
- Feet picked out (0-2)

## Interpretation

D1:

- No chunks in mane/tail
- Does not have to wash mane/tail or bathe
- Need help? Ask!
- We're so glad you made it!





# D- LEVEL TURNOUT- MOUNT (CONT)

## Turnout Score Sheet

### D2

- Well brushed (no obvious sweat) (0-3)
- Clean (no obvious dirt) (0-5)
- Eyes/nose/lips/dock wiped off (0-3)

### D3

- Clean (no dirt) (0-4)
- Mane & tail brushed (0-2)

## Interpretation

### D2:

- Mane/tail brushed
- Not expected to bathe mount or wash mane/tail

### D3:

- Might want to bathe, or sponge thoroughly for this one
- Not expected to wash mane/tail





# C1 TURNOUT- MOUNT

## Turnout Score Sheet

- (same as D3 with following exceptions):
- Well-groomed, reflecting regular care; no sweat or dirt; healthy coat (0-3)
  - Little, if any, dandruff (0-2)
  - External areas around sheath/udder clean (0-2)
  - Eyes, nose, lips, dock clean (0-2)

## Interpretation

- Mane/tail brushed and tangle-free
- No large dandruff flakes or heavy grease, light flaking or oil in coat okay





# C2, C+, HB, C3 TURNOUT- MOUNT

## C2, C+, HB Turnout

(same as C1 with the following changes)

- No dandruff (0-2)
- Sheath or udder showing regular attention (0-2)

## C3 Turnout

(same as C2, C+, HB with the following changes)

- Mane and tail clean and tangle-free (0-2)





# B, H, HA, A TURNOUT- MOUNT

## Turnout Score Sheet

- (Same as C3 with the following changes)
- Very clean, showing effective daily grooming; healthy coat, clean skin (0-3)
  - Minimal loose hair if shedding (0-1)
  - Mane and tail free of dandruff/tangles (0-2)
  - Mane pulled if appropriate to the breed (0-1)
  - Sheath or udder clean (0-2)
  - Eyes/nose/lips/dock very clean (0-2)

## Interpretation

- This is more than just a good bath
- Hard to reach areas clean (croup, hocks, knees, forehead)
- May exceed standards by grooming correctly to breed/discipline





# D-LEVEL TURNOUT- TACK

## Turnout Score Sheet

### D1

- Safe (0-10)
- Neat (0-5)

### D2

- Safe, especially stitching on stirrups/girth (0-10)
- Clean, no obvious jockeys or heavy dust (0-5)

## Interpretation

### D1

- No safety hazards (adjustment, stitching, cracked leather)
- No big, obvious chunks of dirt
- Ask for help!

### D2

- Clean your tack, at least on the outside
- Ask for help!





# D-LEVEL TURNOUT- TACK

## Turnout Score Sheet

D3

- Properly adjusted (0-2)
- No jockeys or dust (0-3)
- Stress points clean (0-2)
- Stirrup pads (if used) clean (0-1)
- Bit clean (0-2)

## Interpretation

D3

- Clean your tack, inside and out, with the correct cleaning supplies and tools
- All tack must be properly adjusted independently
- No conditioning needed





# C1 TURNOUT- TACK

## Turnout Score Sheet

- Safe; properly adjusted (0-4)
- No jockeys or dust (0-2)
- Supple, reflecting regular conditioning (0-2)
- All stress points clean (0-2)
- No cracked leather (0-2)
- Metal clean & polished (0-2)
- Stirrup pads (if used) clean (0-1)

## Interpretation

- Clean, but does not have to have gloss or glow
- May have soap residue in cracks, holes, etc
- Conditioned, not dry leather, can have excess oil





# C2, C+, HB TURNOUT- TACK

## Turnout Score Sheet

(same as C1 except for different point values for the following):

- Safe (0-3)
- Properly adjusted (0-2)

## Interpretation

- Regularly conditioned leather (does not change color when bent), may have excess oil
- Minimal soap residue in cracks, holes, etc.
- Metal obviously polished





# C3 TURNOUT- TACK

## Turnout Score Sheet

(same as C2, C+, HB except the following):

- Safe, clean, supple, reflecting regular care, no jockeys or dust (0-4)
- All stress points clean (0-3)
- No cracked leather (2)
- No residue in holes or lacings (1)
- Saddle pad clean & brushed, if applicable (0-1)

## Interpretation

- Leather very clean
- Well conditioned without excess oil
- Metal polished and buffed





# B, H, HA, A TURNOUT- TACK

## Turnout Score Sheet

(same as C3 except  
point values)

- Safe; properly adjusted (0-3)
- Supple; reflecting regular care (0-2)
- No jockeys or dust (2)

## Interpretation

- Leather glows with good care (can usually tell this from a distance)





QUESTIONS?





# REFERENCES



- USPC D, C, and Upper Level Rating Manuals
- USPC HM Rulebook
- USPC Standards of Proficiency
- USPC Proposed Earned Points System Turnout Rubrics

